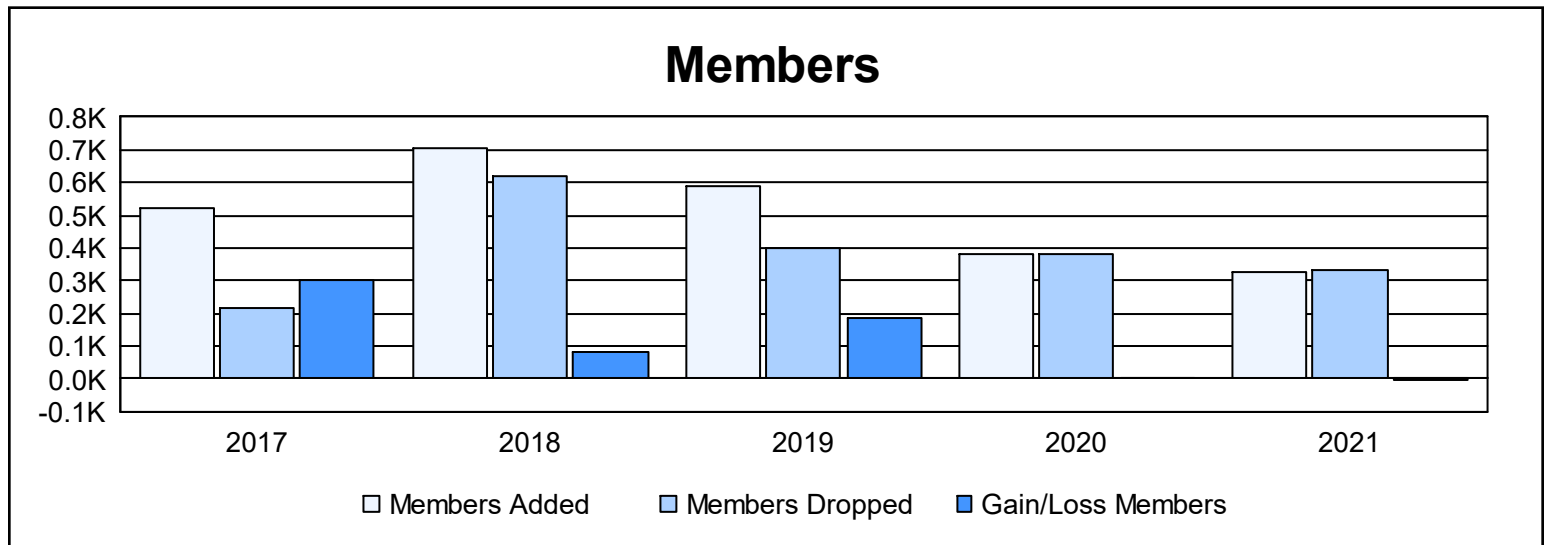
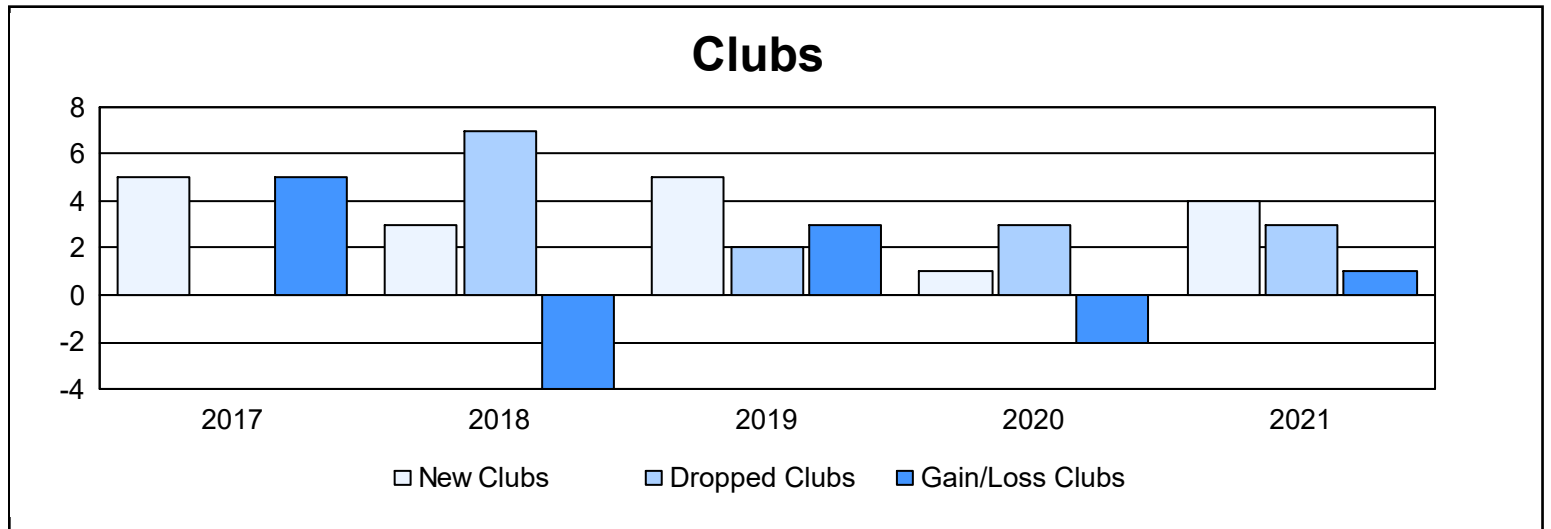
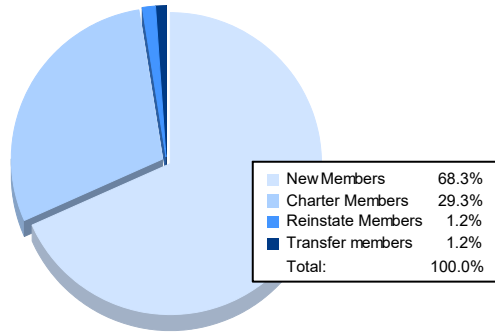


Year	New Clubs	Dropped Clubs	Gain/ Loss Clubs	New Members	Charter Members	Reinstate Members	Transfer Members	Total Member Added	Total Members Dropped	Gain/ Loss Members
2016-2017	5	0	5	311	196	10	4	521	218	303
2017-2018	3	7	-4	477	212	9	4	702	618	84
2018-2019	5	2	3	383	125	75	3	586	397	189
2019-2020	1	3	-2	329	21	17	15	382	381	1
2020-2021	4	3	1	224	96	4	4	328	333	-5
<b>Average</b>	<b>4</b>	<b>3</b>	<b>1</b>	<b>345</b>	<b>130</b>	<b>23</b>	<b>6</b>	<b>504</b>	<b>389</b>	<b>114</b>



### Membership Composition June 2021 Cumulative



### Gender Composition June 2021 Cumulative

